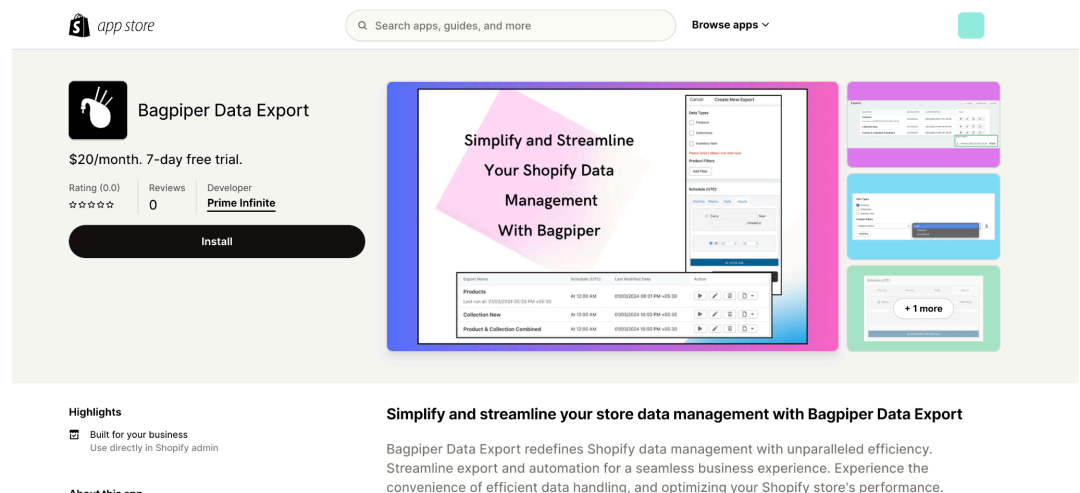


Bagpiper App Installation Instructions

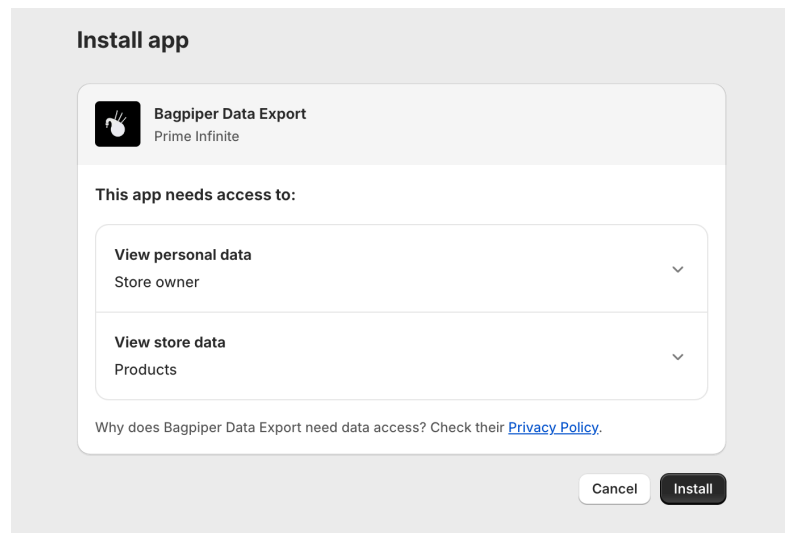
1. Log into your Shopify store with an admin or staff account (with app and channel permissions)
2. Install the [Bagpiper Data Export](#) app by referring to this [video tutorial](#) and the instructions below
 - **Note: Feedonomics will cover the \$20/month app subscription cost via an automatic monthly billing credit.**

Instructions

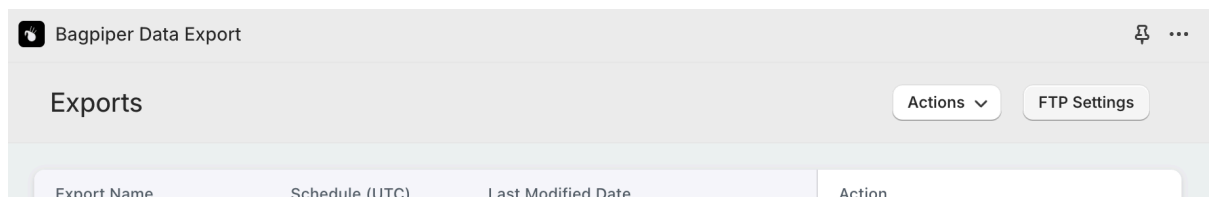
- Click on the “Install” button on the left side of the page



- Click the “Install” button on bottom right of the page



- Click the “Approve” button to approve the app subscription
- 3. Send the required credentials to Feedonomics
 - On the Exports tab of the app, click the “FTP Settings” button



- Copy the credentials and respond to Feedonomics via email in the format below to confirm app installation. Please send this as text (not a screenshot).
 - Store Name: (found before '.myshopify.com' in the admin URL)
 - FTP Password:
 - FTP Username:

FTP Settings

FTP Host

sftp://sftp.bagpiper.app

FTP Username

85fbf0-catalog

FTP Password

👁

.....

Download the free FTP client from [here](#)

4. Congratulations! 🎉 You've successfully completed the installation process.
- Your part is done, and now it's our turn to work our magic. If technology had confetti, we'd be tossing it right now. Thanks for trusting us – we've got it from here! 🚀 ✨